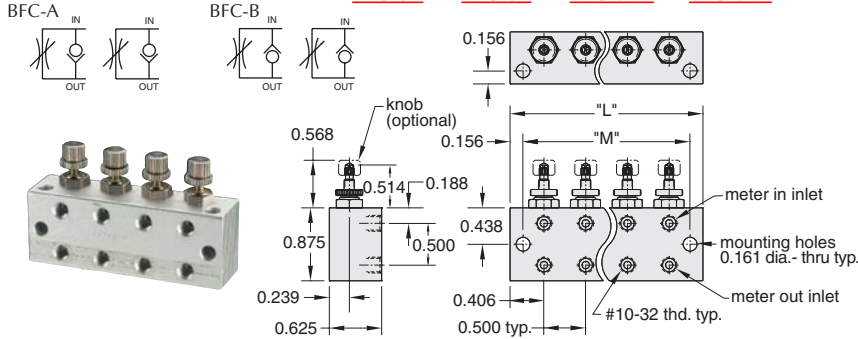


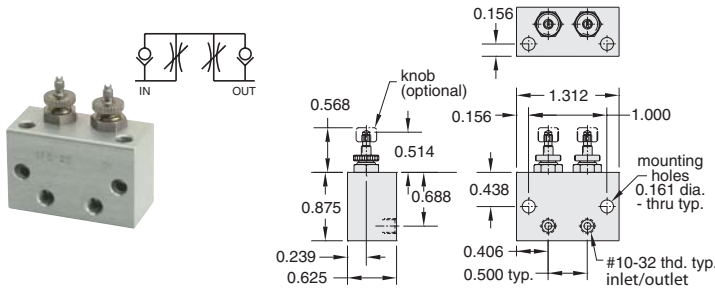
Block Flow Controls

- [BFC-2A](#)
- [BFC-2B](#)
- [BFC-2AK](#)
- [BFC-2BK](#)
- [BFC-4A](#)
- [BFC-4B](#)
- [BFC-4AK](#)
- [BFC-4BK](#)
- [BFC-6A](#)
- [BFC-6B](#)
- [BFC-6AK](#)
- [BFC-6BK](#)
- [BFC-8A](#)
- [BFC-8B](#)
- [BFC-8AK](#)
- [BFC-8BK](#)



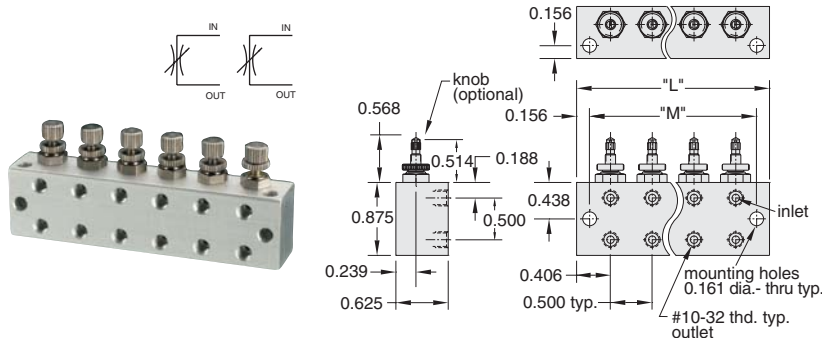
Block Flow Controls

- [BFC-2C](#) [BFC-2CK](#)
- Two valves common meter in and meter out.



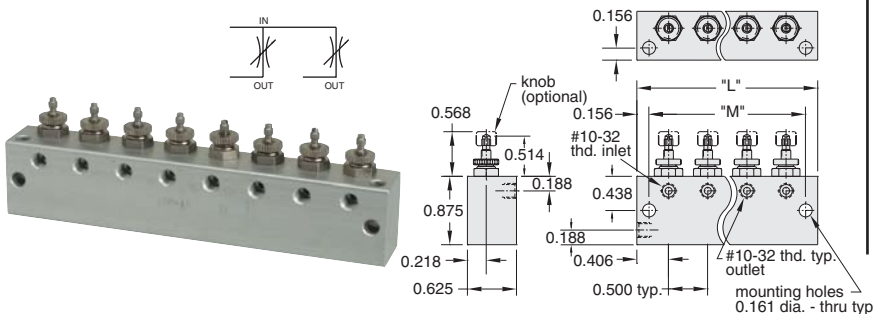
Block Needle Valves

- [BNV-2N](#)
- [BNV-4N](#)
- [BNV-6N](#)
- [BNV-8N](#)
- [BNV-2NK](#)
- [BNV-4NK](#)
- [BNV-6NK](#)
- [BNV-8NK](#)



Block Needle Manifolds

- [BNM-2N](#)
- [BNM-4N](#)
- [BNM-6N](#)
- [BNM-8N](#)
- [BNM-2NK](#)
- [BNM-4NK](#)
- [BNM-6NK](#)
- [BNM-8NK](#)



Precision flow controls and needle valves available in blocks for rigid mounting.

Specification same as MFC-3

Clippard's block flow control and needle valves have a variety of features that offer extra versatility for unique applications. These precision made valves offer high performance, low cost, reliability and ease of installation. Each valve is independent of the other (except the BFC-2C), sharing only a common body. This allows separate pressures and/or gases to be used while simplifying mounting. Each needle adjustment is smooth, exact, and includes a locking ring to prevent tampering. The valve body is machined and anodized aluminum; the compound angle needle stems are machined from 303 stainless steel; the valve sleeve is electroless nickel plated brass; and the seals are Buna-N rubber. Block flow controls and needle valves are ideal for controlling double acting cylinders.

FC - Flow Control
 NV - Needle Valve
 NM - Needle Manifold



Block

Number of stations

- 2 - 2 Stations
- 4 - 4 Stations
- 6 - 6 Stations
- 8 - 8 Stations

A - Meter Out Flow

B - Meter In Flow

C - 2 Valves Common

Meter In and Meter Out

N - Needle Valve

Adjustment type

Blank - Screwdriver Slot

K - Adjustment Knob

Number of Stations "X"	"L"	"M"
2	1.312"	1.000"
4	2.312"	2.000"
6	3.312"	3.000"
8	4.312"	4.000"